



ಬೃಹತ್ ಬೆಂಗಳೂರು ಮಹಾನಗರ ಪಾಲಿಕೆ
Bruhat Bengaluru Mahanagara Palike



BBMP COVID-19 WAR ROOM BULLETIN – 27.06.2021

BBMP / COVID-19 WAR ROOM / BULLETIN – 461/ 27.06.2021 / #BBMPfightsCOVID19



ABSTRACT OF COVID-19 CASES IN BENGALURU



	MALE	FEMALE	TRANSGENDER	MALE	FEMALE	TRANSGENDER	TOTAL	
	Last 24 Hours	Last 24 Hours	Last 24 Hours	Cumulative	Cumulative	Cumulative	Last 24 Hours	Cumulative
Positive Cases	507	280	1	7,23,992	4,87,307	131	788	12,11,430
Recovered Cases	2,140	1,161	0	6,76,416	4,55,862	97	3,301	11,32,375
Death Cases	5	6	0	9,875	5,703	4	11*	15,582
Total Tests Done	In Last 24 hrs : 63,764					Cumulative : 1,45,78,250		
ACTIVE CASES					63,473			

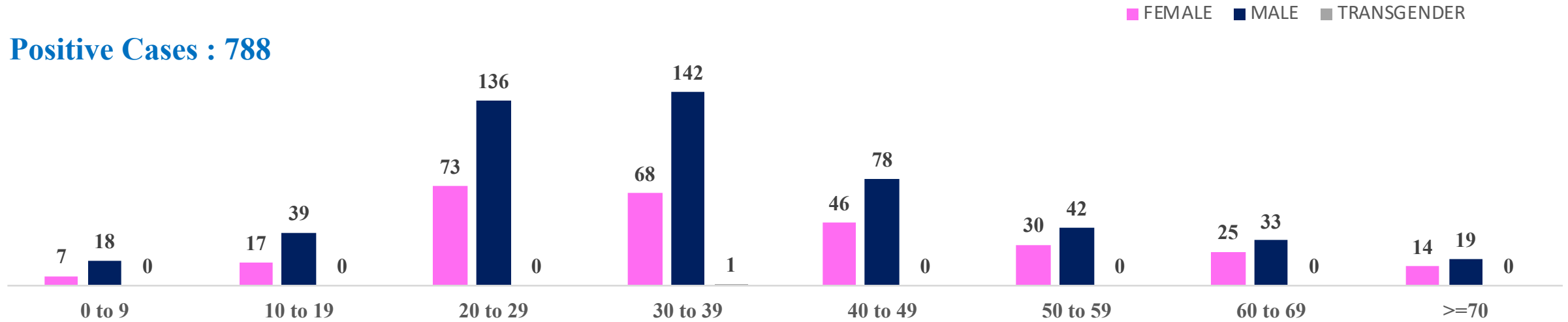
* Covid deaths occurred today : 04 | Covid deaths occurred in last 72 hours, reported today : 07



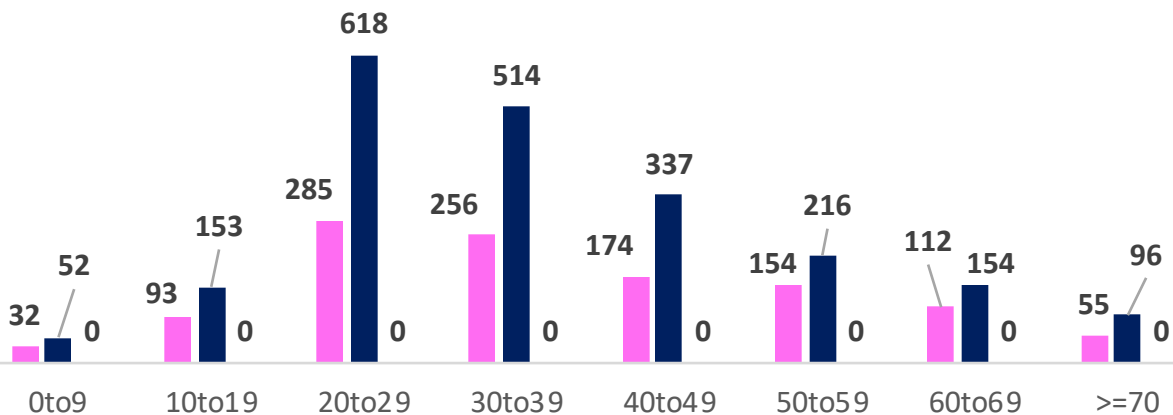
LAST 24 HOURS AGE GROUP AND GENDER WISE DISTRIBUTION



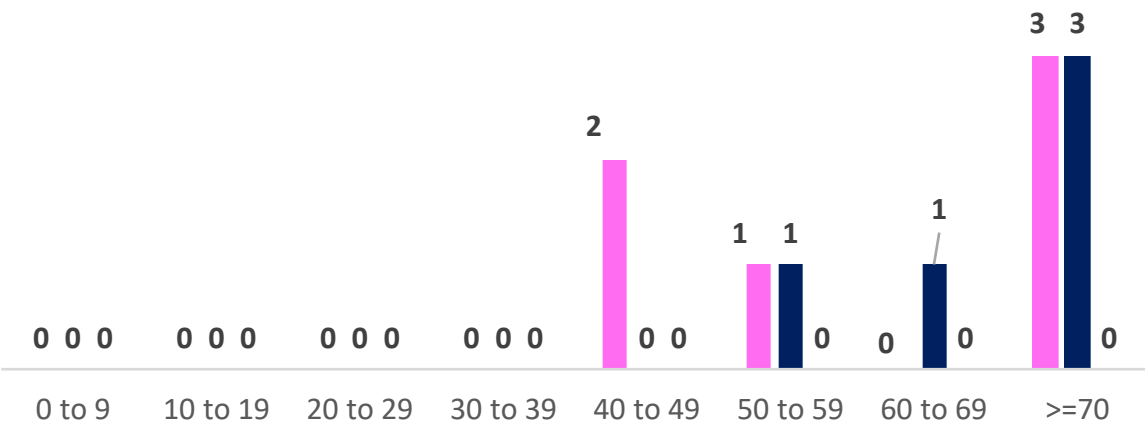
Positive Cases : 788



Recovered Cases : 3,301



Death Cases : 11





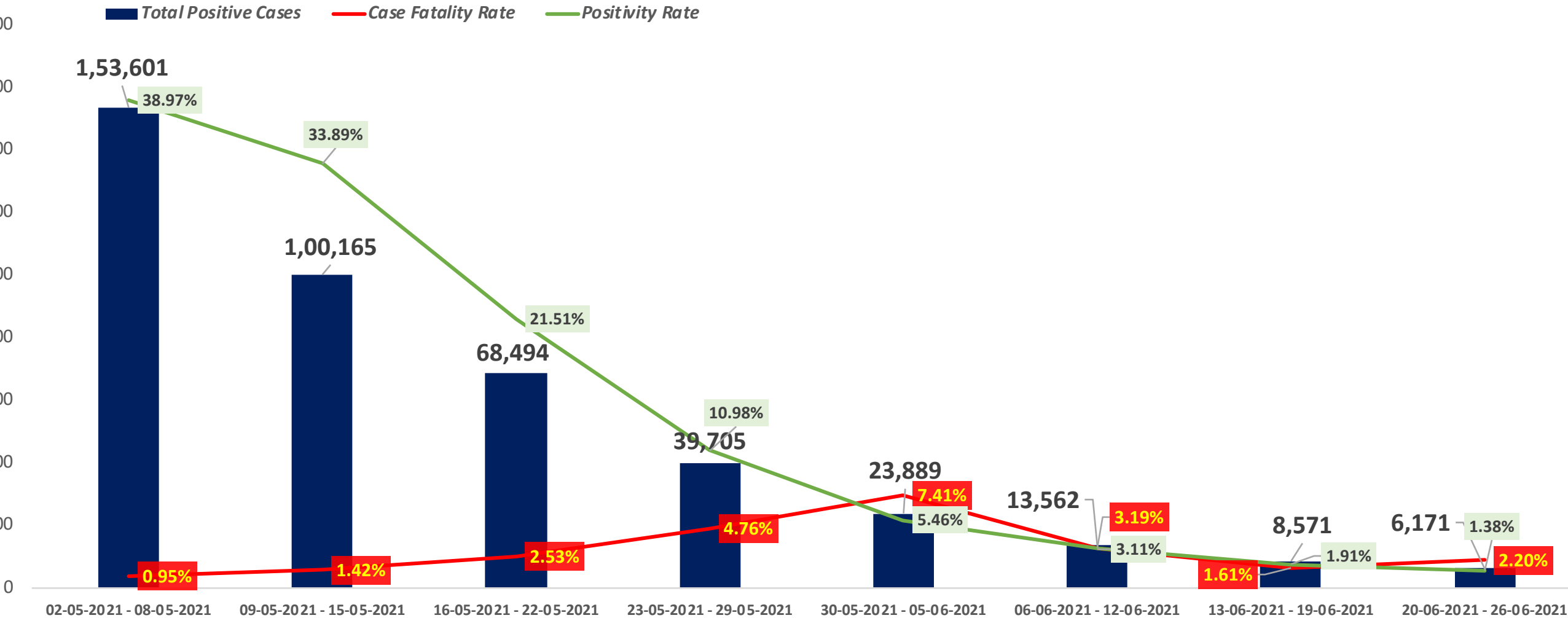
SNAPSHOT OF BENGALURU COVID-19 CASES IN LAST 8 WEEKS



	02/05/21 TO 08/05/21	09/05/21 TO 15/05/21	16/05/21 TO 22/05/21	23/05/21 TO 29/05/21	30/05/21 TO 05/06/21	06/06/21 TO 12/06/21	13/06/21 TO 19/06/21	20/06/21 TO 26/06/21
Total Positive Cases	1,53,601	1,00,165	68,494	39,705	23,889	13,562	8,571	6,171
Total Recovered Cases	83,542	87,729	1,72,299	1,31,014	67,403	44,475	23,146	13,844
Total Death Cases	1,459	1,427	1,735	1,888	1,771	432	138	136
Case Fatality Rate	0.95%	1.42%	2.53%	4.76%	7.41%	3.19%	1.61%	2.20%
Total Tests Conducted	3,94,102	2,95,577	3,18,392	3,61,752	4,37,838	4,35,961	4,47,703	4,45,936
Positivity Rate	38.97%	33.89%	21.51%	10.98%	5.46%	3.11%	1.91%	1.38%

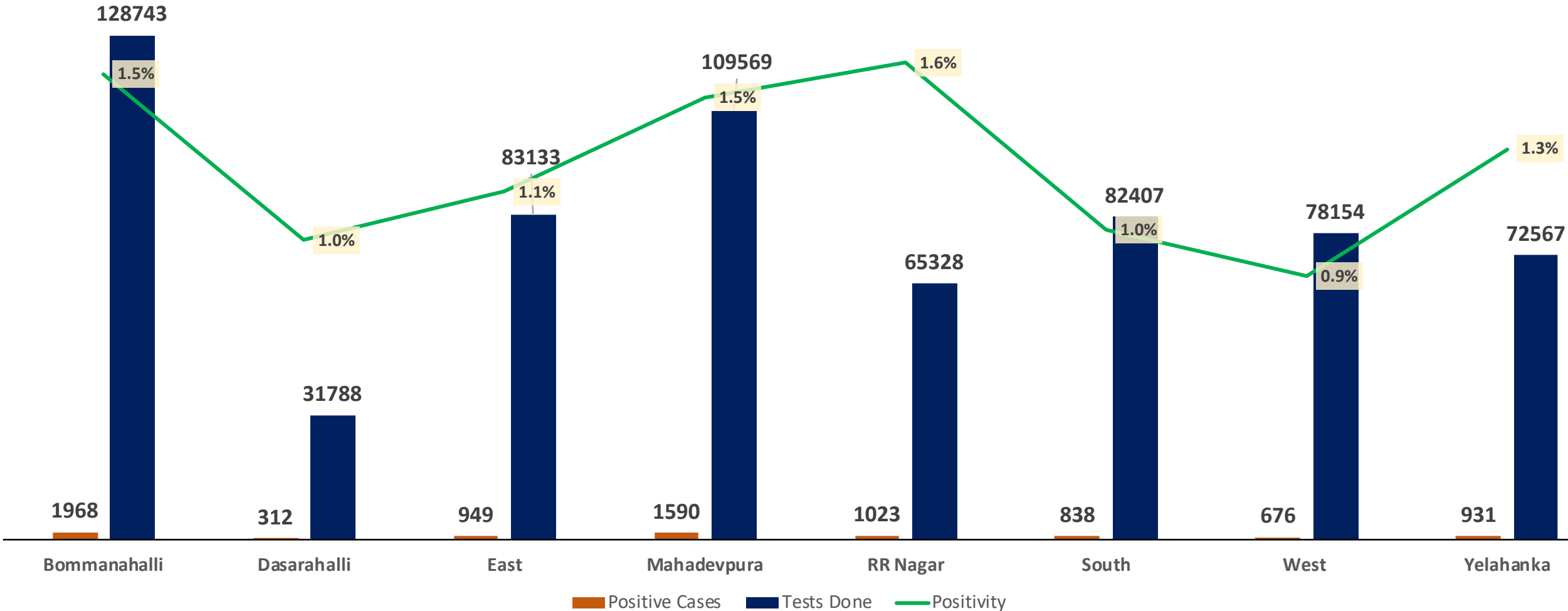


POSITIVITY AND MORTALITY RATE OF BENGALURU – LAST 8 WEEKS



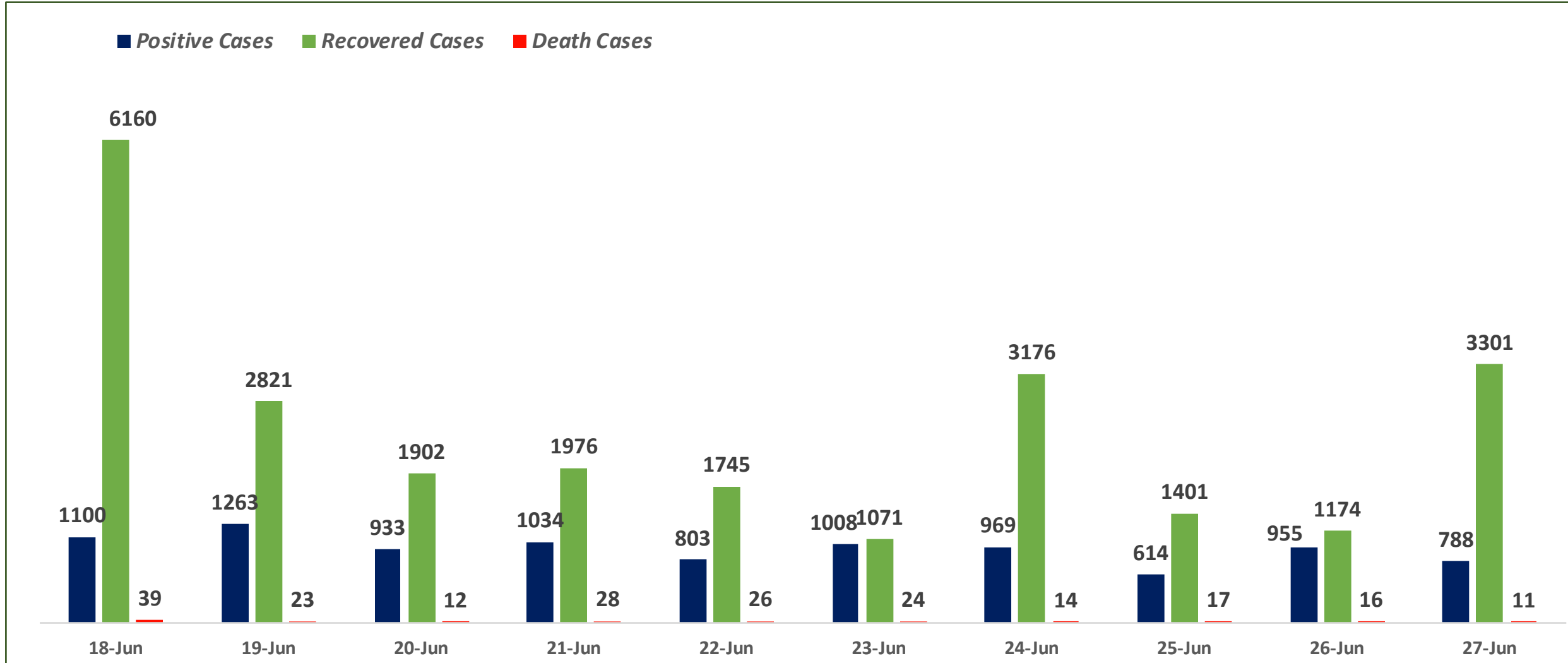


ZONE WISE POSITIVITY TREND IN LAST 10 DAYS





SNAPSHOT OF POSITIVE, RECOVERED AND DEATH CASES OVER LAST 10 DAYS ACROSS BBMP ZONES

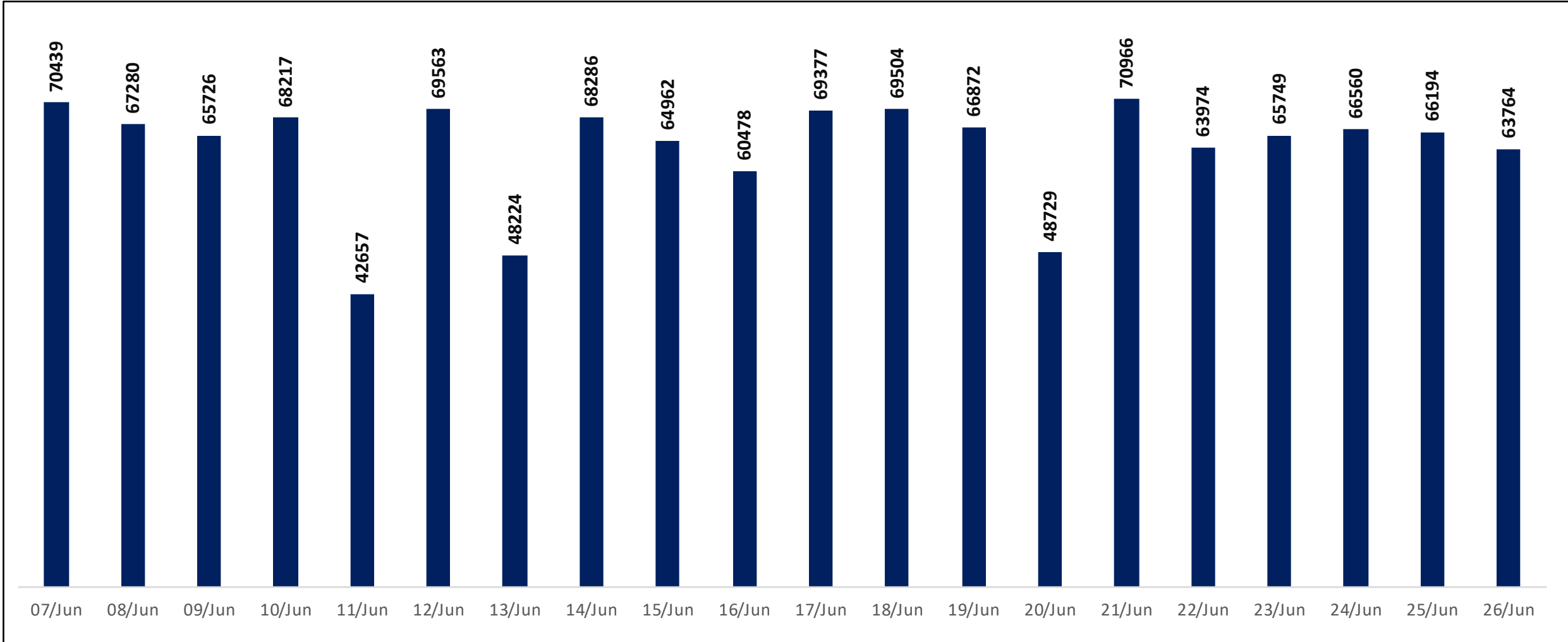




TESTING TRENDS IN BENGALURU

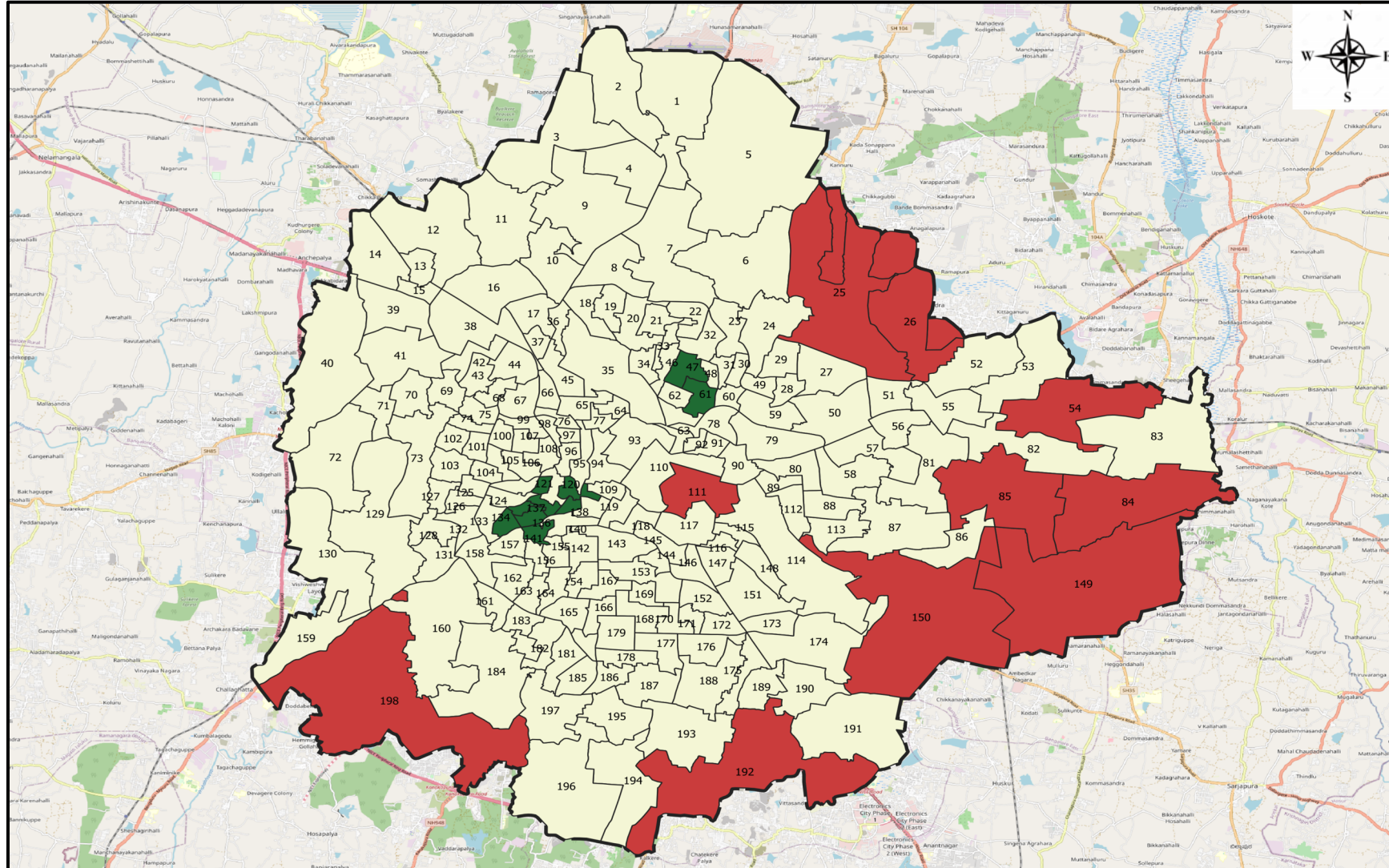


Total Test Conducted Till Date	Test Conducted Last 24 hours
1,45,78,250	63,764





BENGALURU URBAN MAP SHOWING TREND OF POSITIVE CASES IN LAST 10 DAYS



Top 10 wards reporting highest numbers of positive cases in last 10 days

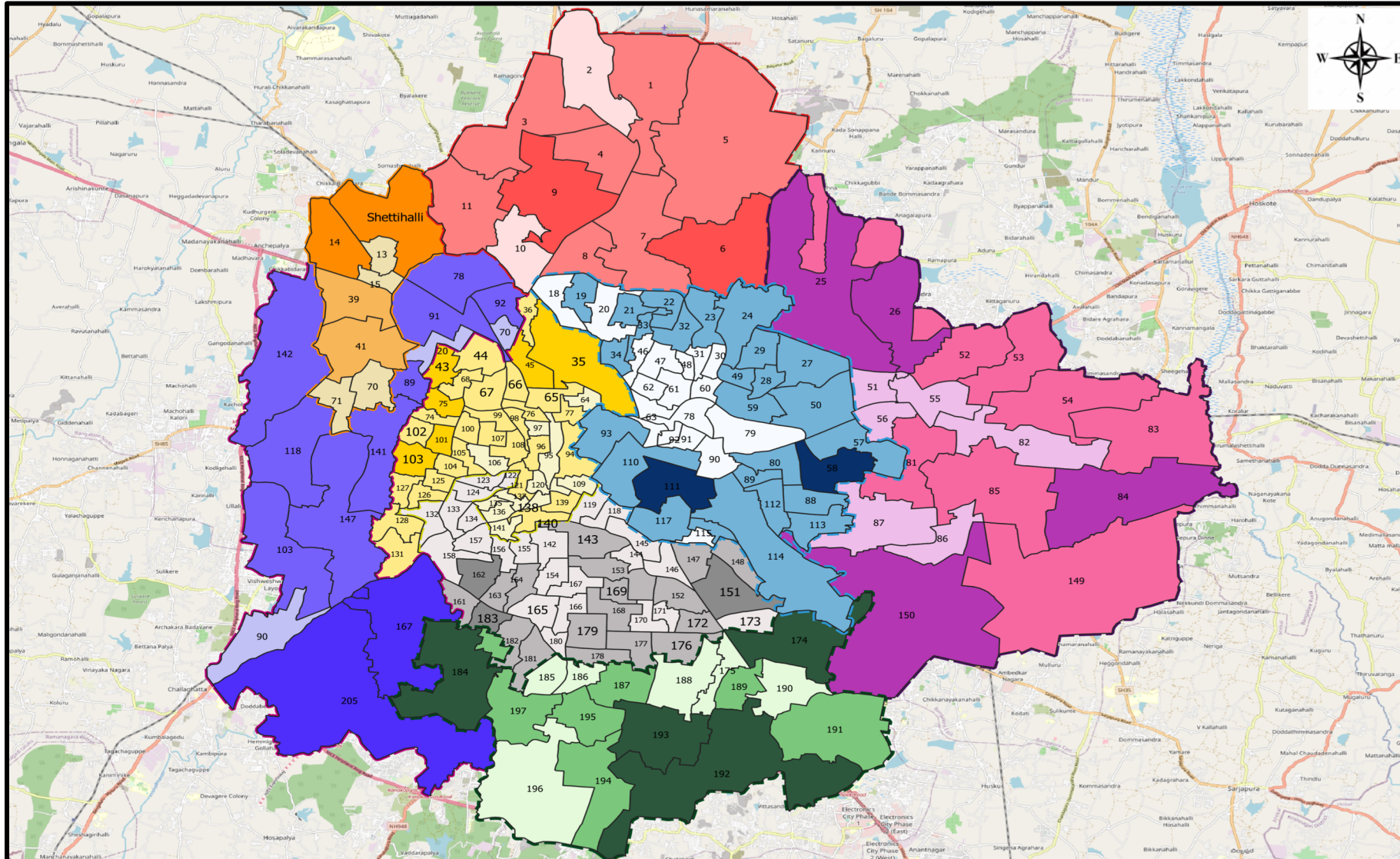
Ward No.	Ward Name
111	Shantala Nagar
150	Bellanduru
25	Horamavu
26	Ramamurthy Nagar
84	Hagadur
149	Varthuru
85	Dodda Nekkundi
192	Begur
54	Hudi
198	Hemmigepura

Top 10 wards reporting least numbers of positive cases in last 10 days


Ward No.	Ward Name
141	Azad Nagar
47	Devara Jeevanahalli
61	S K Garden
135	Padarayanapura
136	Jagajivanram Nagar
122	Kempapura Agrahara
134	Bapuji Nagar
137	Rayapura
120	Cottonpete
138	Chalavadipalya



BENGALURU MAP SHOWING TREND OF WARD WISE POSITIVE CASES IN LAST 10 DAYS



Number Of Cases Reported

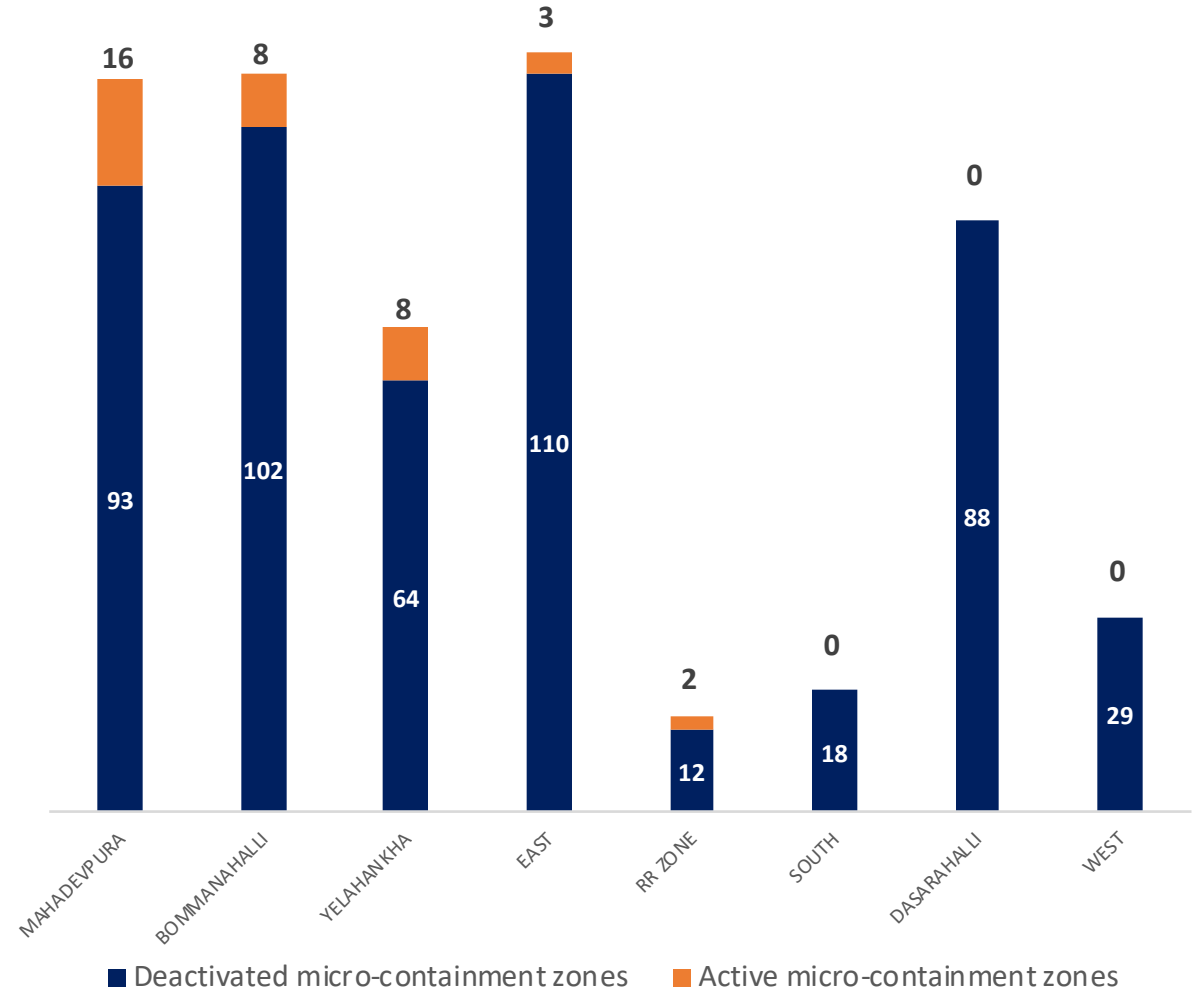




MICRO CONTAINMENT ZONES DETAILS



ZONE	Total Declared micro containmnet zones	Total deactivated micro-containment zones	Total active micro-containment zones
MAHADEVPURA	109	93	16
BOMMANAHALLI	110	102	8
YELAHANKHA	72	64	8
EAST	113	110	3
RR ZONE	14	12	2
SOUTH	18	18	0
DASARAHALLI	88	88	0
WEST	29	29	0
TOTAL	553	516	37



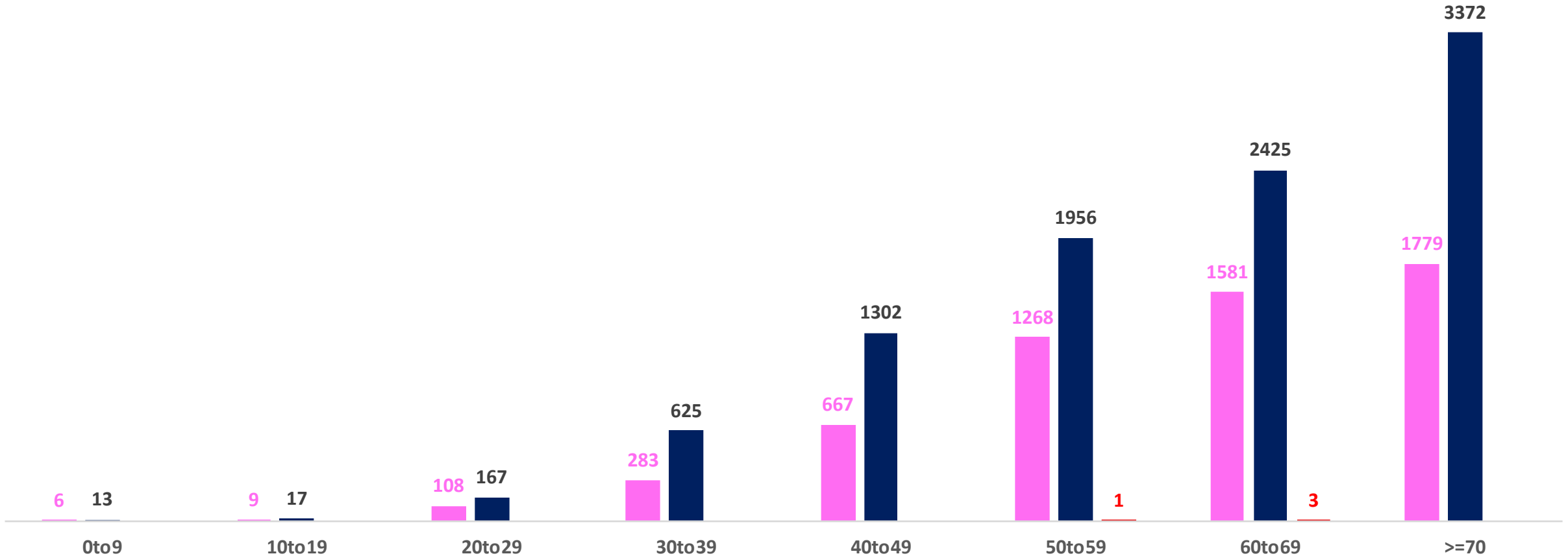


AGE AND GENDER WISE DISTRIBUTION OF DEATH CASES



Death Cases: 15,582

Female Male Transgender

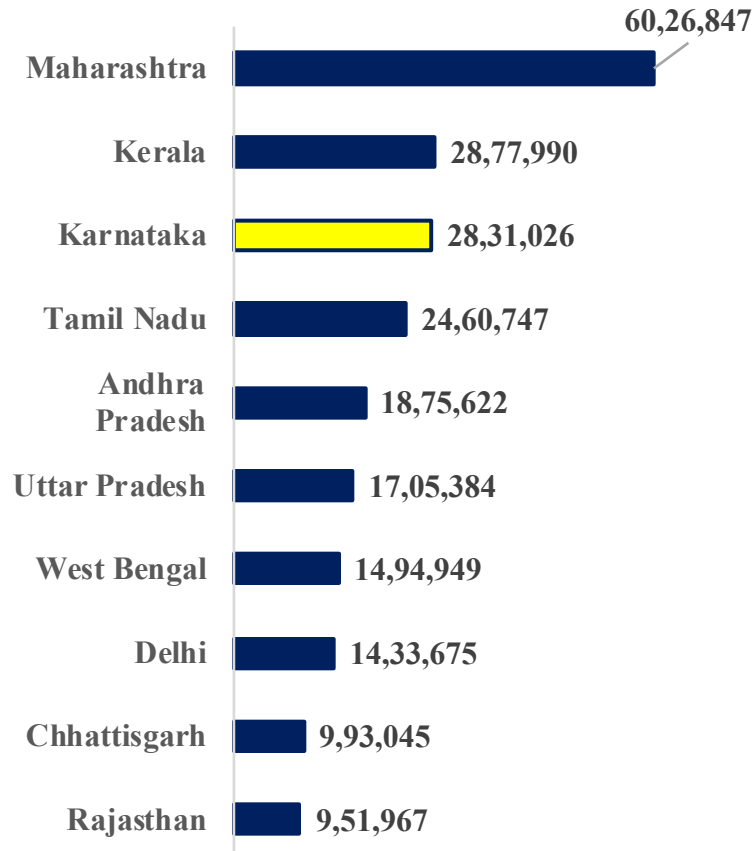




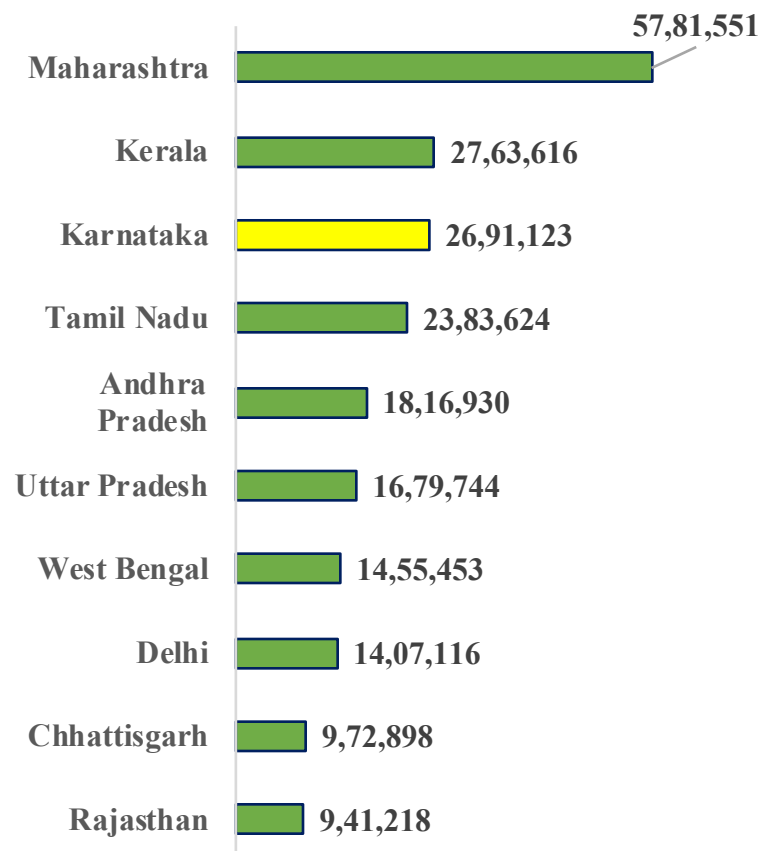
TOP 10 COVID19 AFFECTED INDIAN STATES



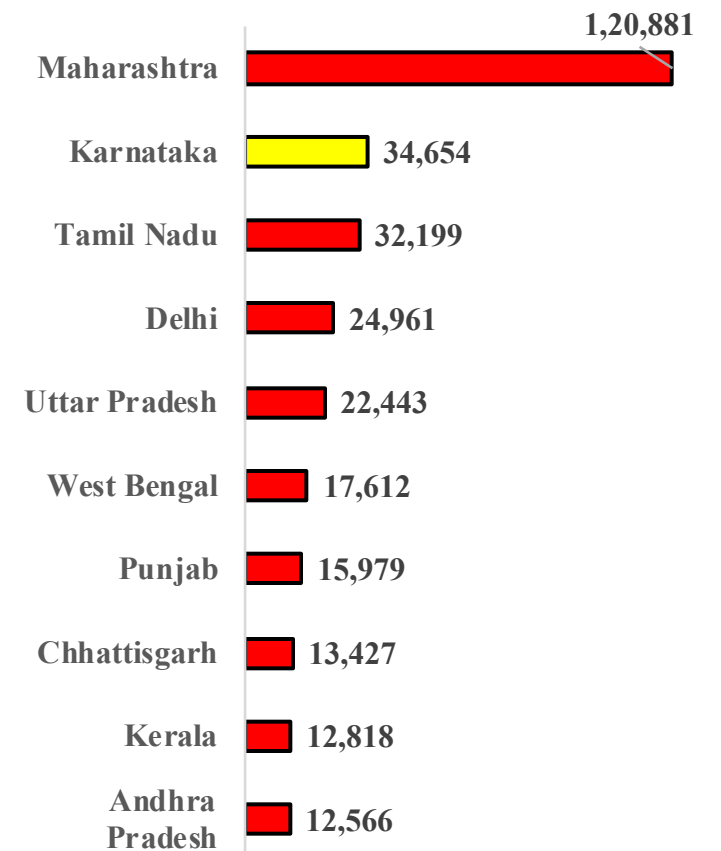
Total Positive Cases



Total Recovered Cases



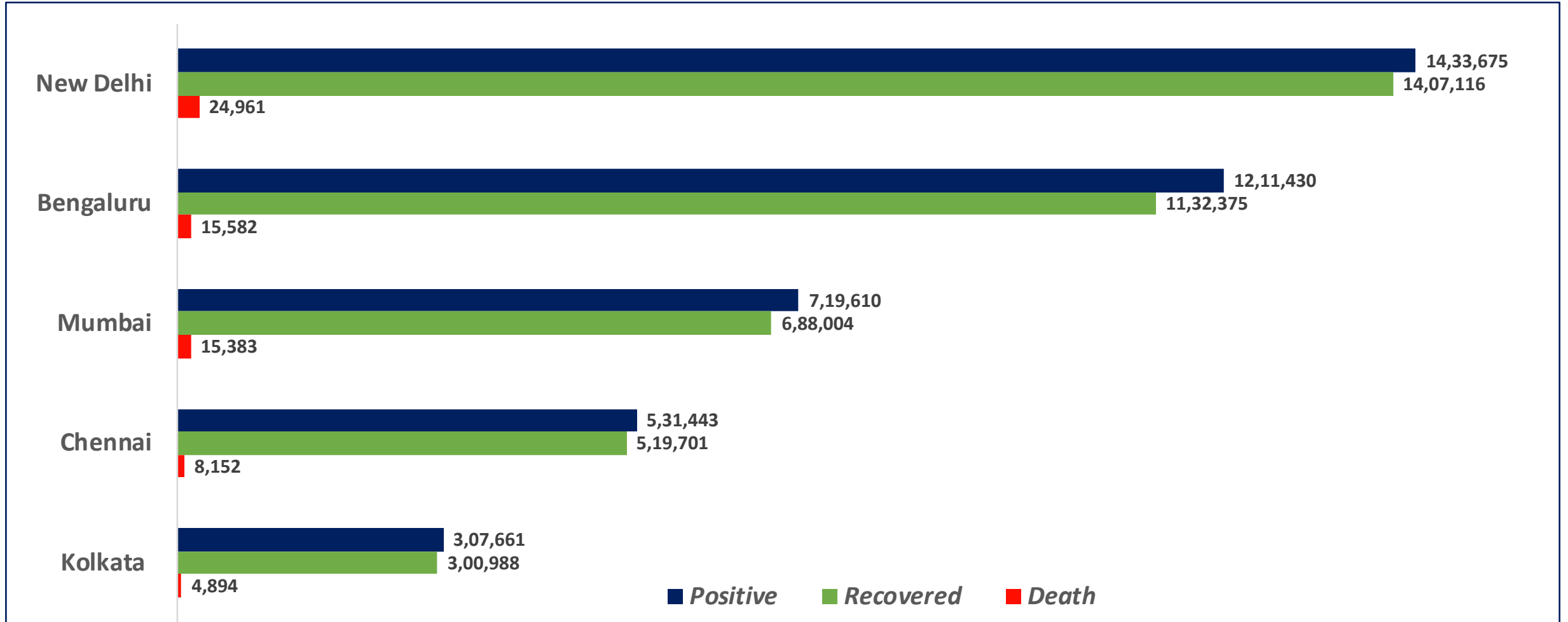
Total Death Cases



Source : <https://www.covid19india.org/> at 6:30 pm (27.06.2021)



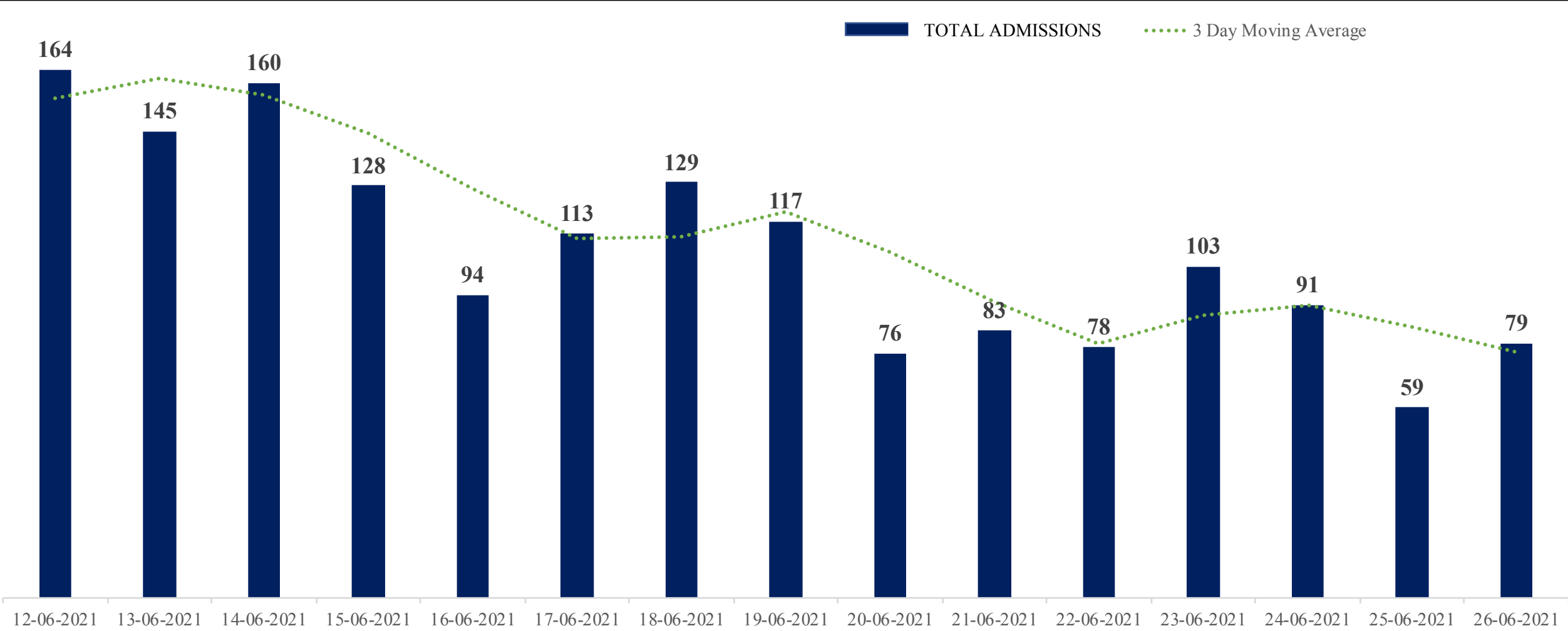
BENGALURU AND OTHER METROPOLITAN CITIES



Source : <https://www.covid19india.org/> at 6:30 pm (27.06.2021)



HOSPITAL ADMISSIONS LAST 15 DAYS TREND



* Numbers as per Central Hospital Bed Management System (CHBMS)

* Only Fresh Admissions considered



CCC/TRIAGE CENTRE REPORT – 27.06.2021

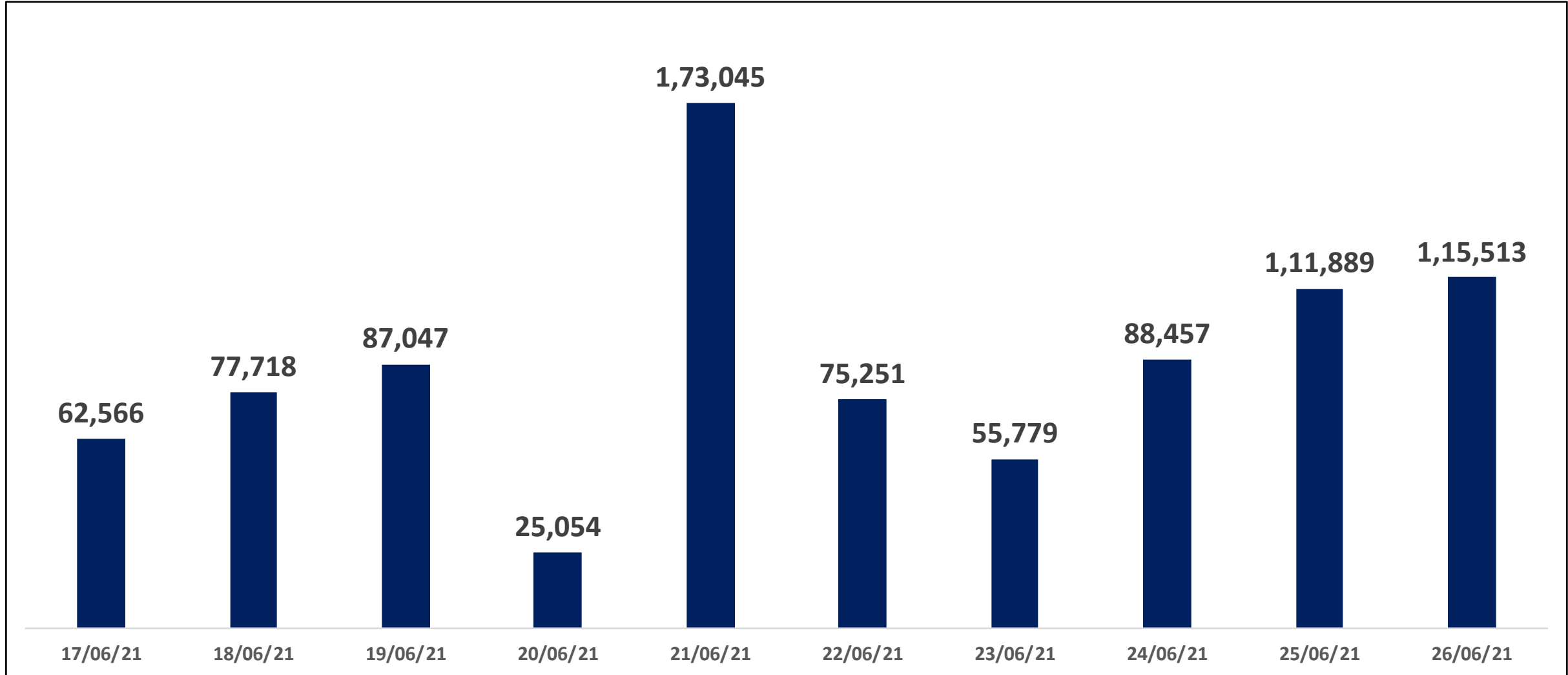


ZONE NAME	Total Triage Centres	Triage Details Breakup				Of Today's Triage, Patient Recommended for		
		Triaged till Previous Day	Today's Walk In Triage	Today's MTU Triage	Total Triaged Today	Home Isolation	CCC / MH	Hospital
BOMMANAHALLI	0	798	0	0	0	0	0	0
DASARAHALLI	2	897	1	0	1	0	1	0
EAST	2	448	5	0	5	2	0	3
MAHADEVAPURA	2	1154	6	0	6	0	5	1
RR NAGAR	3	2331	3	7	10	10	0	0
SOUTH	3	1927	2	0	2	2	0	0
WEST	2	667	1	0	1	0	0	1
YELAHANKA	3	1144	1	7	8	6	1	1
TOTAL	17	9366	19	14	33	20	7	6

* data as on 04:00 PM (27.06.2021)



TOTAL VACCINATION DOSES ADMINISTERED IN LAST 10 DAYS





COVID BED STATUS AS ON 27.06.2021



SR. NO.	Facility Type	No. of Hospital	Total Allocated Beds for C+ Patients					Occupied Beds for C+ Patients					Net Available Beds for C+ Patients				
			Gen Beds	HDU	ICU Beds	ICU-V	Total	Gen Beds	HDU	ICU Beds	ICU-V	Total	Gen Beds	HDU	ICU Beds	ICU-V	Total
1	Government Medical Colleges	4	20	621	53	76	770	0	48	13	17	78	20	573	40	59	692
2	Government Hospitals	16	649	208	65	127	1,049	131	57	14	46	248	518	151	51	81	801
3	Private Medical Colleges	12	792	936	136	203	2,067	27	71	39	49	186	765	865	97	154	1,881
4	Private Hospitals	64	668	717	298	169	1,852	204	139	93	98	534	464	578	205	71	1,318
5	Covid Care Centre	17	250	814	-	-	1,064	138	150	-	-	288	112	664	-	-	776
Total Beds		113	2,379	3,296	552	575	6,802	500	465	159	210	1,334	1,879	2,831	393	365	5,468



SNAPSHOT OF COVID-19 CASES IN BENGALURU URBAN



**Total Wards With
>100 Cases* :
32**

**Tests Conducted
On 26.06.2021:
63,764**

**Recovery
Rate:
93.47%**

**Total
Active Cases :
63,473**

**Total Vaccinated on
26.06.2021:
1,15,513**

**Positivity
Rate* :
1.38%**

**Active
Rate:
5.24%**

**Case
Fatality Rate* :
2.20%**



*Total positive cases In the past 10 days

*CFR and positivity is for Past 7 days



ಬೃಹತ್ ಬೆಂಗಳೂರು ಮಹಾನಗರ ಪಾಲಿಕೆ
Bruhat Bengaluru Mahanagara Palike



Download BBMP Bulletin	https://apps.bbmpgov.in/covid19/mediabulletin.php
For BBMPCovid19 Bed Status:	https://apps.bbmpgov.in/covid19/en/Bedstatus.php
To register for vaccination :	https://selfregistration.cowin.gov.in/
BBMP COVID19 Dashboard:	https://apps.bbmpgov.in/covid19/
Follow us on:	 www.facebook.com/bbmp.comm1/
	 twitter.com/BBMPCOMM

Issued by:

Honorable Chief Commissioner, BBMP
Special Commissioner Health & IT, BBMP
MD, Bengaluru Smart City Limited

THANK YOU !



ಆರೋಗ್ಯ ಮತ್ತು ಕುಟುಂಬ ಕಲ್ಯಾಣ ಇಲಾಖೆ
ಕೋವಿಡ್-19

ಕೊರೋನಾ ಮಹಾಮಾರಿಗೆ ಕಠಿಣ ಸವಾಲನ್ನು ನೀಡೋಣ
ನಮ್ಮ ಭವಿಷ್ಯವನ್ನು ಉಜ್ವಲಗೊಳಿಸೋಣ

ಜ್ವರ, ನೆಗಡಿ, ಕೆಮ್ಮು ತರಹದ ಕೋವಿಡ್-19 ಲಕ್ಷಣಗಳಿದ್ದಲ್ಲಿ ಆಪ್ತಮಿತ್ರ ಸಹಾಯವಾಣಿ
14410 ಗೆ ಕರೆ ಮಾಡಿ ಅಥವಾ ಬೆಂಗಳೂರು ಕೋವಿಡ್ ಸಹಾಯವಾಣಿ 1912 ಗೆ ಕರೆ ಮಾಡಿ
ಹೆಚ್ಚಿನ ಮಾಹಿತಿಗಾಗಿ 24x7 ಉಚಿತ ಆರೋಗ್ಯ ಸಹಾಯವಾಣಿ 104ಕ್ಕೆ ಕರೆ ಮಾಡಿ
ಎಲ್ಲರಿಗೂ ಆರೋಗ್ಯ, ಎಲ್ಲೆಡೆಯೂ ಆರೋಗ್ಯ

World Health Organization UNICEF

ಮಾಸ್ಕ್ ಧರಿಸಿ ಕರ್ನಾಟಕ
Mask Up KARNATAKA